

PUT WHEELS THROUGH HERE.

# The Boston Sunday Globe

PUT WHEELS THROUGH HERE.

Art Supplement.

## THE OPEN CAR.


July, 12<sup>th</sup> 1896.

DIRECTIONS.

- Cut out carefully the different parts:—
- 1st. — Bend sides of car on dotted lines and fasten by means of clasps A. Cut through the heavy black lines on roof, and bring the signs on car through these slits, first curving the roof to fit car ends.
  - 2d. — Bend the seats on dotted lines and place inside the car by passing the clasps marked 1, 2, 3, 4, 5, 6, through the corresponding slots inside of car.
  - 3d. — Bend the dasher's color side out. Cut through heavy black lines on car bottom, and push the wheels down through the slits until the body of the car rests on the bottom. When completed, stand the conductor and motorman in their places by passing through slits in floor. Insert trolley through slit in top of car.

PUT WHEELS THROUGH HERE.


PUT WHEELS THROUGH HERE.



WASHINGTON ST.

THE GLOBE CONSOLIDATED RAILROAD COMPANY.

CUT OUT. CUT OUT. CUT OUT. CUT OUT. CUT OUT.



LARGEST CIRCULATION IN NEW ENGLAND.



WASHINGTON ST.

THE GLOBE CONSOLIDATED RAILROAD COMPANY.

CUT OUT. CUT OUT. CUT OUT. CUT OUT. CUT OUT.



LARGEST CIRCULATION IN NEW ENGLAND.




Armstrong & C<sup>o</sup>. Lith. Boston, Mass.

BEND.




THE BOSTON  
1892  
SUNDAY GLOBE.



2



2



ROOF OF CAR.

TROLLEY.

